

I'D LIKE TO BE...

A. PRE-READING

ACTIVITY - 1

Given below are the pictures of animals and their living places. Match the names of animals with their living places.



ACTIVITY - 2

Do you like to play games? Have you played the role of animals any time? Which animal's role do you like to play? Why do you like so? Discuss with your friends.

ACTIVITY - 3

Read the poem aloud and ask the children to listen to you without opening the book.

Read it again and ask them to follow it in the book while you read. Then ask them to read the poem after you. Help them where necessary.

B. READING

I'd like to be a monkey
And climb the tree so high
Jumping from branch to branch
Till I reach the sky.
Playing and skipping all day long
Dancing and eating too!
I'd like to be a monkey.
What about you?



I'd like to be a tiger
And roam the jungle deep,
Lying in sunlight all day long
Warm and fast asleep.
Searching for food during the night
Searching all night through,
I'd like to be a tiger.
What about you?



ACTIVITY -4

Let's read and find facts

Given below are some sentences. Tick (✓) the correct ones.

A tiger can jump from branch to branch.


A monkey can play and skip.

A tiger roams in the deep forest.

A monkey can climb the tree.

A tiger searches for food all day long.

A monkey can't dance.



ACTIVITY-5

Let's read and understand

Answer the questions.

- (i) What does the child want to be?
- (ii) Who climbs the tree so high?
- (iii) How does he go from branch to branch?
- (iv) What does he do all day?
- (v) Where does a tiger live?
- (vi) What does he do all day long?
- (vii) Why doesn't he sleep during the night?
- (viii) Why does the child want to be a tiger?



ACTIVITY -6

Let's Listen

Match the animals in 'A' with sounds they produce in 'B'.

The first one has been done as an example.

A

cows

goats

pigs

tigers

horses

monkeys

snakes

B

neigh

moo

hiss

chatter

bleat

grunt

roar

ACTIVITY -7

Let's talk

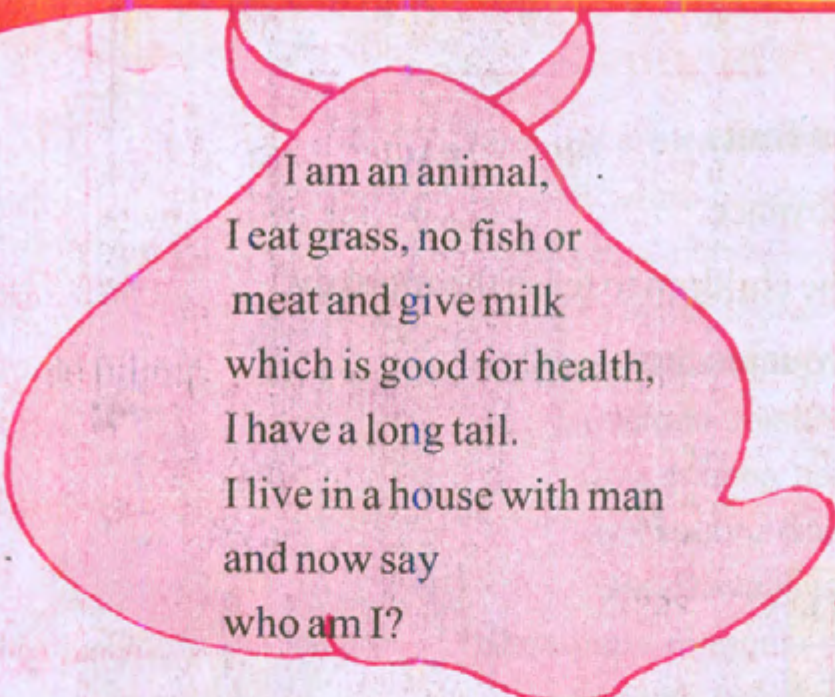
Read the following cues given about the three animals. Then say who these animals are :

a)

I have no fingers,
I have toes.
But oh! My God,
I am so huge and fat
And also
What big ears I have!
I eat no fish, no meat
Who am I?




b)



I am an animal,
I eat grass, no fish or
meat and give milk
which is good for health,
I have a long tail.
I live in a house with man
and now say
who am I?

c)



My ears are long,
My tail is small,
I love jumping,
I eat leaf and grass,
I don't like to make a noise
And say
Who am I?

ACTIVITY - 8

Let's think

Your teacher has taken you to a zoo. You all are moving here and there. You suddenly see that one boy is teasing a monkey with a stick. What would you do? Given below are some suggestions. Tick the one you think appropriate.

- (i) Ask him not to tease the monkey.
- (ii) Encourage him to tease.



- (iii) Offer him fruits.
- (iv) Leave the place.
- (v) Call all the children to tease the monkey.
- (vi) Inform your teacher.


ACTIVITY - 9

Fill in the following ladders with the suitable letters to make words.

(i)



(ii)



(iii)



ACTIVITY - 10

Let's speak

Read the poem again. Mark the word 'high' rhymes with the word 'sky'. They have similar sounds. Now say the other pairs of rhyming words in the poem.



National Anthem

Jana-gana-mana-adhinayaka, jaya he
Bharata-bhagya-vidhata.

Punjab-Sindhu-Gujarat-Maratha

Dravida-Utakala-Banga

Vindhya-Himachala-Yamuna-Ganga

Uchchala-Jaladhi-taranga.

Tava shubha name jage,

Tava shubha asisa mage,


Gahe tava jaya gatha,

Jana-gana-mangala-dayaka jaya he

Bharata-bhagya-vidhata.

Jaya he, jaya he, jaya he,

Jaya, jaya, jaya, jaya he !





ସର୍ବଶିକ୍ଷା ଅଭିଯାନ



ସଭିଏଁ ପଢ଼ନ୍ତୁ ସଭିଏଁ ବଢ଼ନ୍ତୁ

ଏହି ପାଠ୍ୟପୁସ୍ତକ ସର୍ବଶିକ୍ଷା ଅଭିଯାନ ଚରପରୁ ତପସିଲକୁଳୁ ଜାତି ଓ ଉପଜାତିର ଛାତ୍ର, ଛାତ୍ରୀ ଏବଂ ସାଧାରଣ ବର୍ଗର ଛାତ୍ରୀମାନଙ୍କ ମଧ୍ୟରେ ବିନାମୂଲ୍ୟରେ ବିତରଣପାଇଁ ଉଦ୍ଦିଷ୍ଟ । ଏହା ବିକ୍ରୟ କରାଯାଇପାରିବ ନାହିଁ । ସାଧାରଣ ବର୍ଗର ଛାତ୍ରମାନଙ୍କୁ ମଧ୍ୟ ଓଡ଼ିଶା ସରକାରଙ୍କ ଚରପରୁ ବିନା ମୂଲ୍ୟରେ ଦିଆଯାଉଛି ।

